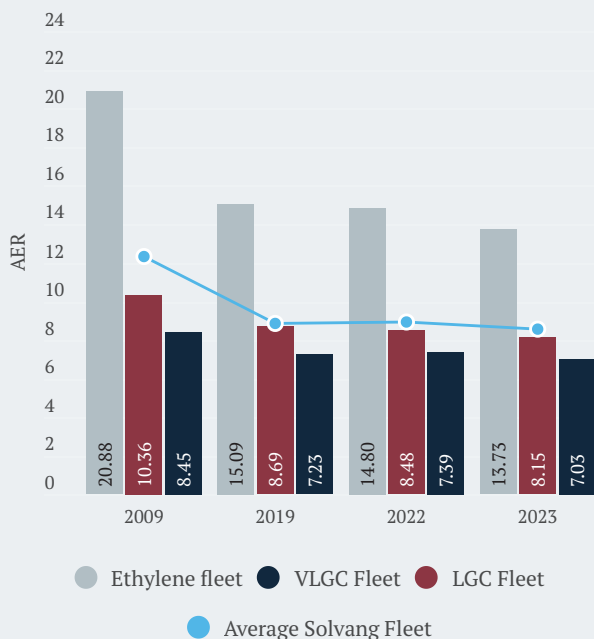


ESG key figures 2023

Environment

The Annual Efficiency Ratio (AER)



The average AER for the Solvang fleet and for the vessel groups has been recalculated in 2023. By using weighted average for transport work (dead weight * sailed distance), we get a better picture of the actual AER for the fleet.

AER reduction 2009 - 2023:

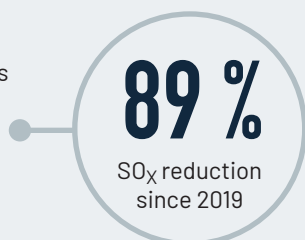
Ethylene Fleet	34 %
VLGC Fleet	17 %
LGC Fleet	21 %
Total Fleet	30 %

Fuel consumed

Bunker fuel	202,450 tonnes
Lube oil	1.43 million litres

Emissions

CO ₂	633,475 tonnes
SO _x	895 tonnes
NO _x	12,978 tonnes



Governance

Operating hours

Main engines	131,622 hours
Auxiliary engines	293,024 hours
Boilers	24,946 hours

1 oilspill since 2009

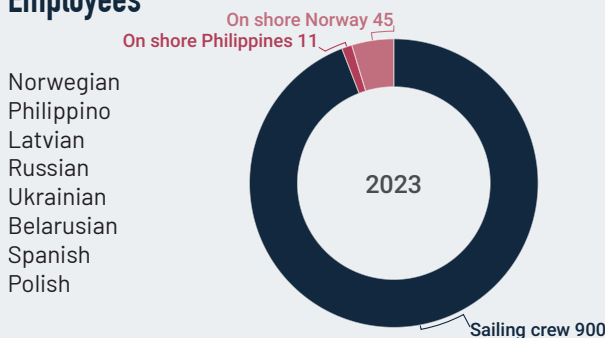
128,871 maintenance tasks

0.605 % of which were overdue. The best score in TMSA is less than 1 %

693.6 days of operation in Particularly Sensitive Sea Areas (PSSA) in 2023

Social

Employees



Lost Time Injuries	1
Total Recordable Case Frequency	0.683

Onshore (office)

